

Scaled data based on original data using
LM-79-08 Approved Method: Electrical and Photometric Measurements of Solid-
State Lighting Products

Test Report Prepared for
Cooper Lighting Solutions
(formerly Eaton)

Brand: INVUE

Report Number: P673748

Luminaire Tested: **CCP-SA-2E-830-U-SL2-HSS**

Issue Date: 04/16/2023



Test Information

Test Method: LM-79-08
Report Number: P673748
Test Lab: INNOVATION CENTER(G1)
Issue Date: 04/16/2023
Manufacturer: COOPER LIGHTING SOLUTIONS (FORMERLY EATON)
Product Line: INVUE
Catalog Number: CCP-SA-2E-830-U-SL2-HSS
Description: INVUE CLEAR CURVE POLE MOUNT Light Square Luminaire @1050mA w/ SL2 distribution lens and House Side Shield
Light Source: (32) 3000K CCT, 80 CRI LEDs
Ballast/Driver: ELECTRONIC DRIVER

Summary

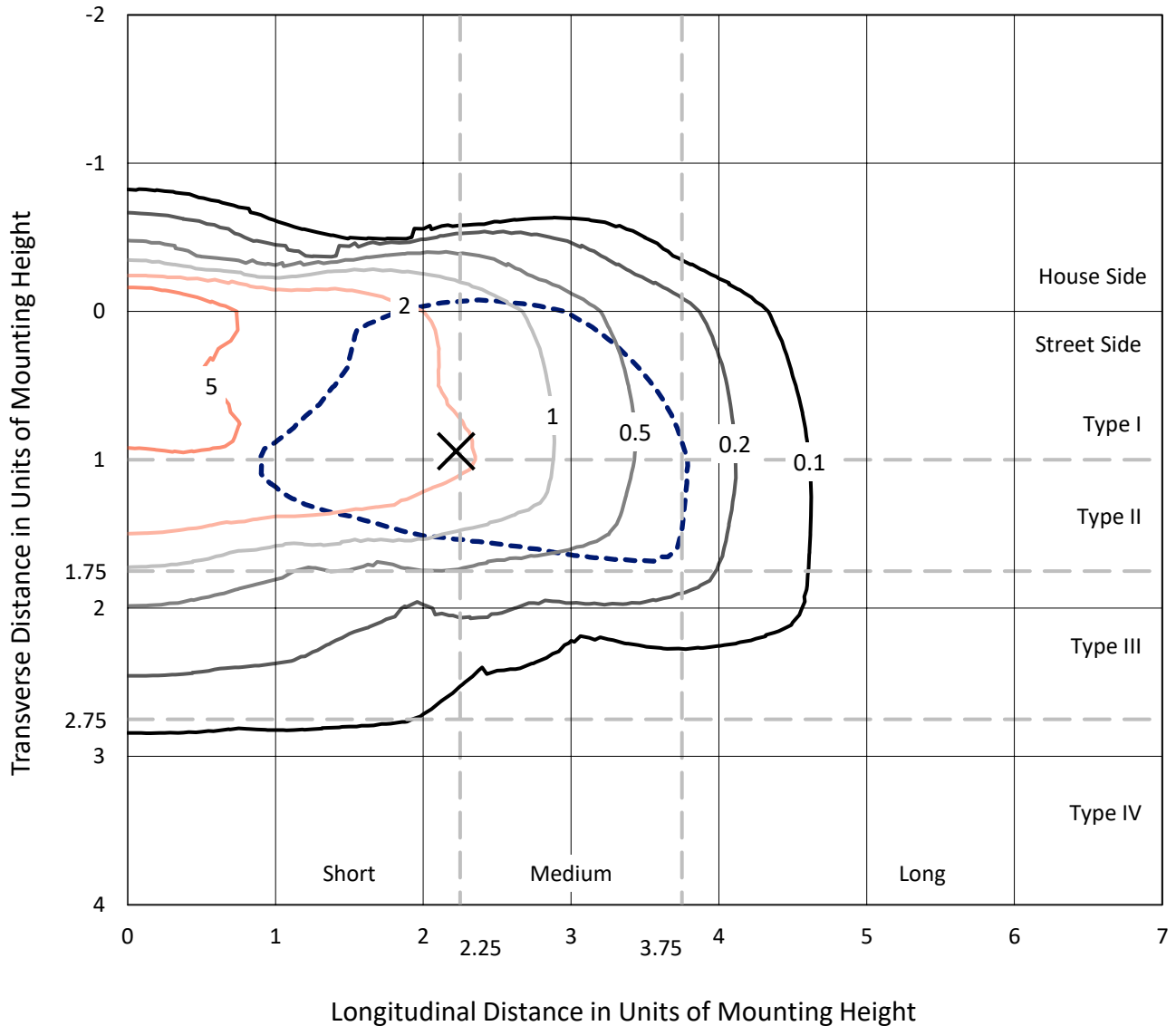
Lumens per Lamp: N/A
Luminaire Lumens: 8736.9 lumens
Efficiency: N/A
Efficacy: 82.0 lumens/watt
Luminous Opening: Rectangular (W 1' x L: 1' x H: 0')
IES Classification: Type II - Short
BUG Rating: B1 - U0 - G2

Input Watts (W): 106.6
Input Voltage (V): 120
Input Current (Ain): NR
Voltage Rise (V): NR
Power Factor: NR
Total Harmonic Distortion (THDi): NR
Frequency (hertz): 60
Stabilization Time: NR
Operation Time: NR
Ambient Temperature (°C): NR
Test Distance: 25 FT

REPORT NUMBER: P673748
 CATALOG NUMBER: CCP-SA-2E-830-U-SL2-HSS

Iso-Footcandle Lines of Horizontal Illumination

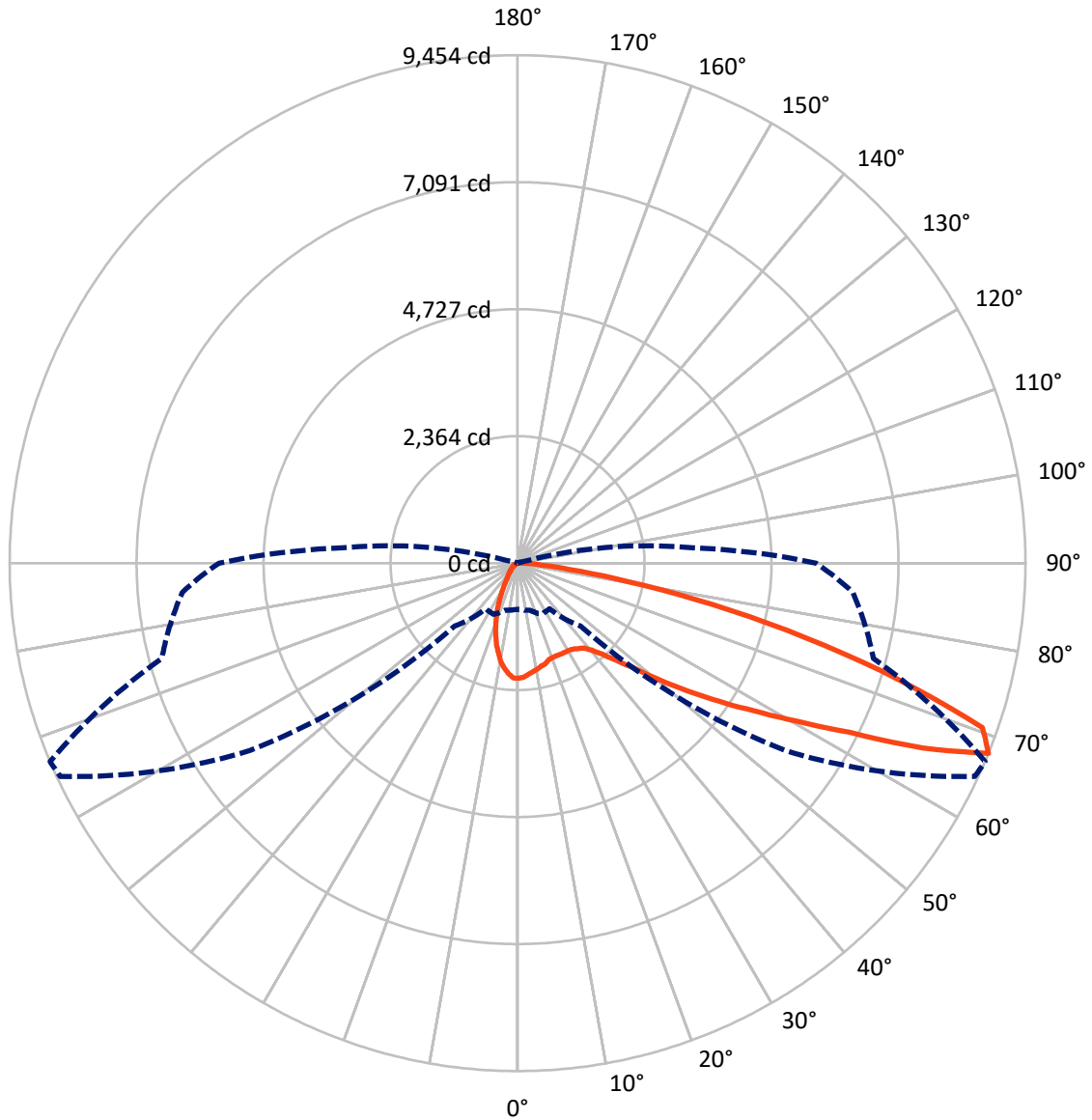
✕ Max cd
 - - - 1/2 Max cd



Based on 15 foot mounting height. Maximum calculated value = 9.5 fc
 Type II - Short - N/A

REPORT NUMBER: P673748
CATALOG NUMBER: CCP-SA-2E-830-U-SL2-HSS

Luminous Intensity Polar Plot



— Vertical Plane Through 67-Deg Lateral - - - Horizontal Cone Through 67.5-Deg Vertical

REPORT NUMBER: P673748

CATALOG NUMBER: CCP-SA-2E-830-U-SL2-HSS

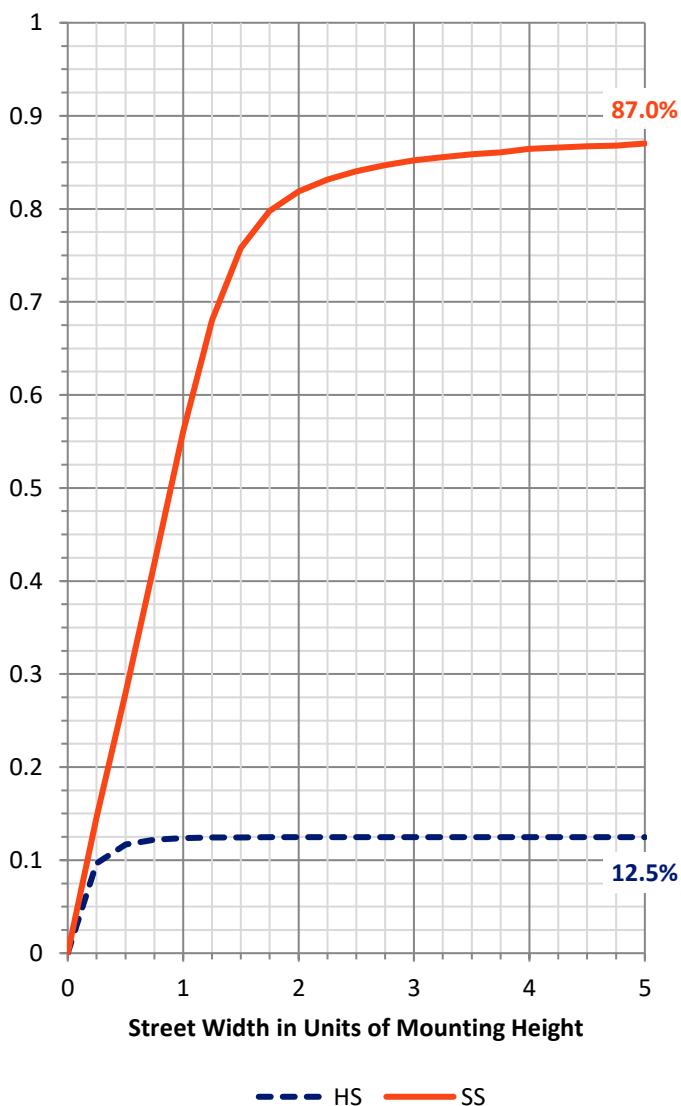
FLUX DISTRIBUTION:

		Downward	Upward	Total
House Side	Lumens	1099.6	0.0	1099.6
	% Fixture	12.6	0.0	12.6
Street Side	Lumens	7637.3	0.0	7637.3
	% Fixture	87.4	0.0	87.4
Total	Lumens	8736.9	0.0	8736.9
	% Fixture	100.0	0.0	100.0

Coefficient of Utilization

ZONAL LUMENS:

Zone	Lumens	% Fixture
0°-10°	180.5	2.1
10°-20°	401.1	4.6
20°-30°	570.4	6.5
30°-40°	830.5	9.5
40°-50°	1285.4	14.7
50°-60°	1972.7	22.6
60°-70°	2138.4	24.5
70°-80°	1206.4	13.8
80°-90°	151.6	1.7
90°-100°	0.0	0.0
100°-110°	0.0	0.0
110°-120°	0.0	0.0
120°-130°	0.0	0.0
130°-140°	0.0	0.0
140°-150°	0.0	0.0
150°-160°	0.0	0.0
160°-170°	0.0	0.0
170°-180°	0.0	0.0
0°-90°	8736.9	100.0
0°-180°	8736.9	100.0



REPORT NUMBER: P673748

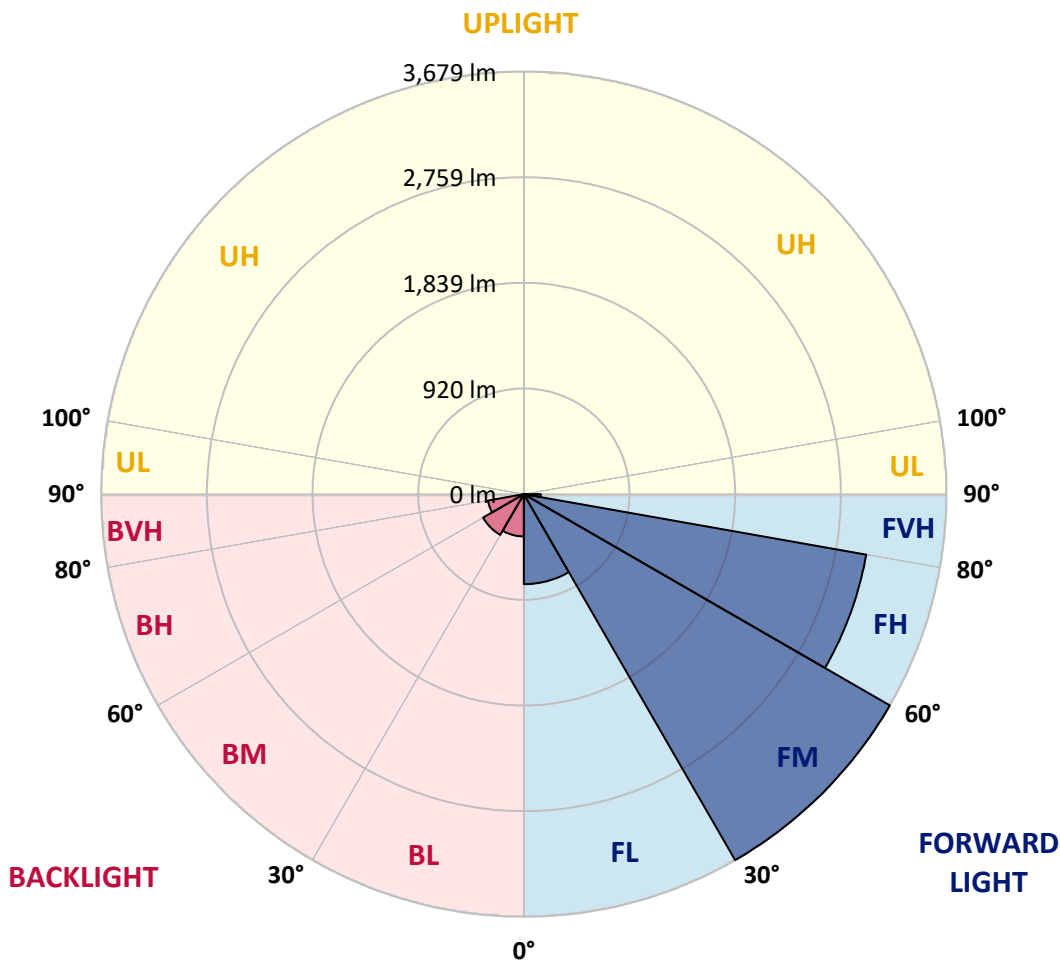
CATALOG NUMBER: CCP-SA-2E-830-U-SL2-HSS

LUMINAIRE CLASSIFICATION SYSTEM LUMEN TABLE AND BUG RATING:

Zone	Lumens	% Fixture	Zone Rating/Lumen Limit		
			B	U	G
FL (0°-30°)	783.9	9.0			
FM (30°-60°)	3679.0	42.1			
FH (60°-80°)	3027.1	34.6			G2/5000
FVH (80°-90°)	147.2	1.7			G2/225
BL (0°-30°)	368.1	4.2	B1/500		
BM (30°-60°)	409.6	4.7	B1/1000		
BH (60°-80°)	317.6	3.6	B1/500		G1/500
BVH (80°-90°)	4.4	0.0			G0/10
UL (90°-100°)	0.0	0.0		U0/0	
UH (100°-180°)	0.0	0.0		U0/0	

BUG Rating: B1-U0-G2

Type II Short





REPORT NUMBER: P673748
 CATALOG NUMBER: CCP-SA-2E-830-U-SL2-HSS

CANDELA DISTRIBUTION (FULL):

	0°	5°	15°	25°	35°	45°	55°	65°	67°	75°	85°
0°	2143.0	2143.0	2143.0	2143.0	2143.0	2143.0	2143.0	2143.0	2143.0	2143.0	2143.0
2.5°	2050.4	2060.9	2075.6	2096.7	2111.4	2103.0	2109.3	2145.1	2126.1	2143.0	2134.6
5°	1936.7	1947.2	1968.3	1966.2	1983.0	2014.6	2056.7	2103.0	2081.9	2132.5	2151.4
7.5°	1818.8	1814.6	1814.6	1858.8	1894.6	1938.8	1961.9	2037.7	2039.8	2084.0	2130.4
10°	1711.4	1724.1	1745.1	1762.0	1795.6	1858.8	1926.2	1985.1	2008.3	2096.7	2109.3
12.5°	1646.2	1652.5	1677.8	1692.5	1736.7	1797.8	1869.3	1945.1	1964.1	2054.6	2115.6
15°	1618.8	1633.6	1642.0	1669.3	1692.5	1749.3	1802.0	1888.3	1943.0	2014.6	2090.4
17.5°	1639.9	1633.6	1637.8	1646.2	1673.6	1724.1	1780.9	1867.2	1886.2	2006.2	2119.8
20°	1667.2	1669.3	1656.7	1652.5	1646.2	1694.6	1740.9	1852.5	1873.5	2006.2	2138.8
22.5°	1740.9	1717.8	1740.9	1707.2	1673.6	1694.6	1738.8	1854.6	1869.3	2004.1	2157.7
25°	1831.4	1835.6	1842.0	1770.4	1722.0	1707.2	1753.5	1860.9	1873.5	2020.9	2166.1
27.5°	1959.8	1978.8	1947.2	1911.4	1814.6	1740.9	1751.4	1856.7	1879.9	2012.5	2187.2
30°	2132.5	2117.7	2121.9	2039.8	1945.1	1829.3	1799.9	1867.2	1884.1	2023.0	2227.2
32.5°	2281.9	2265.1	2294.6	2265.1	2115.6	1955.6	1856.7	1888.3	1907.2	2048.3	2260.9
35°	2374.5	2395.6	2441.9	2473.5	2347.2	2119.8	1951.4	1945.1	1953.5	2060.9	2286.1
37.5°	2517.7	2555.6	2593.5	2673.5	2564.0	2321.9	2100.9	2018.8	2004.1	2121.9	2298.8
40°	2673.5	2662.9	2774.5	2869.2	2865.0	2606.1	2309.3	2149.3	2128.3	2218.8	2383.0
42.5°	2804.0	2793.5	2917.7	3073.4	3090.3	2879.8	2547.2	2334.6	2315.6	2368.2	2486.1
45°	2974.5	2982.9	3130.3	3315.5	3376.6	3241.8	2869.2	2599.8	2589.3	2572.4	2681.9
47.5°	3126.1	3172.4	3298.7	3517.6	3738.7	3616.6	3248.2	2987.1	2913.5	2875.6	2985.0
50°	3231.3	3273.4	3427.1	3660.8	4064.9	4142.8	3673.4	3399.7	3401.8	3309.2	3368.2
52.5°	3231.3	3229.2	3353.4	3660.8	4292.3	4692.3	4241.8	3919.7	3936.5	3839.7	3843.9
55°	2919.8	2913.5	3065.0	3391.3	4267.0	5220.6	5102.8	4578.6	4536.5	4349.1	4368.1
57.5°	2351.4	2366.1	2481.9	2873.5	3938.6	5466.9	6127.9	5319.6	5176.4	4789.1	4789.1
60°	1715.7	1703.0	1789.3	2063.0	3155.5	5374.3	6970.0	6193.2	5967.9	5153.3	5098.5
62.5°	1305.2	1303.1	1326.2	1418.8	2001.9	4685.9	7332.0	7304.7	6938.4	5511.1	5433.3
65°	1054.7	1058.9	1090.4	1155.7	1223.1	3195.5	7140.5	8630.9	8296.2	6043.7	5789.0
67.5°	861.0	871.5	909.4	1050.4	1035.7	1654.6	6081.6	9390.8	9454.0	6856.3	6266.9
70°	663.1	679.9	724.2	924.1	997.8	1101.0	4216.5	9011.9	9180.3	7361.5	5978.5
72.5°	450.5	448.4	543.1	749.4	1008.3	1008.3	2347.2	7258.4	7418.4	6786.8	5193.3
75°	244.2	258.9	360.0	566.3	924.1	974.7	1336.7	5311.2	5536.4	5277.5	4016.5
77.5°	132.6	134.7	200.0	370.5	768.4	930.5	892.6	3612.3	3700.8	3182.9	2199.8
80°	69.5	71.6	105.3	242.1	530.5	863.1	743.1	2153.5	2069.3	1221.0	726.3
82.5°	31.6	33.7	52.6	151.6	338.9	679.9	642.1	1039.9	959.9	341.0	221.0
85°	12.6	12.6	23.2	90.5	197.9	334.7	549.4	522.1	435.8	103.1	109.5
87.5°	4.2	4.2	6.3	35.8	80.0	200.0	292.6	275.8	189.5	37.9	58.9
90°	0.0	0.0	0.0	0.0	0.0	0.0	0.0	0.0	0.0	0.0	0.0



REPORT NUMBER: P673748
 CATALOG NUMBER: CCP-SA-2E-830-U-SL2-HSS

CANDELA DISTRIBUTION (continued):

	90°	95°	105°	115°	125°	135°	145°	155°	165°	175°	180°
0°	2143.0	2143.0	2143.0	2143.0	2143.0	2143.0	2143.0	2143.0	2143.0	2143.0	2143.0
2.5°	2126.1	2149.3	2143.0	2138.8	2098.8	2094.6	2090.4	2052.5	2065.1	2033.5	2054.6
5°	2138.8	2151.4	2117.7	2054.6	1997.7	1934.6	1886.2	1852.5	1791.4	1768.3	1764.1
7.5°	2126.1	2126.1	2056.7	1955.6	1844.1	1740.9	1610.4	1517.8	1448.3	1395.7	1414.6
10°	2109.3	2084.0	2012.5	1833.5	1631.4	1475.7	1288.3	1151.5	1048.3	1014.7	993.6
12.5°	2109.3	2065.1	1905.1	1660.9	1399.9	1164.1	941.0	762.0	663.1	604.2	595.7
15°	2090.4	2025.1	1827.2	1498.8	1174.6	854.7	600.0	446.3	362.1	338.9	330.5
17.5°	2094.6	2016.7	1711.4	1307.3	911.5	568.4	366.3	282.1	261.0	250.5	252.6
20°	2103.0	2016.7	1608.3	1119.9	656.8	353.7	252.6	237.9	227.4	223.1	225.2
22.5°	2130.4	1976.7	1503.0	928.3	444.2	254.7	223.1	208.4	200.0	193.7	191.6
25°	2134.6	1970.4	1402.0	738.9	305.2	214.7	195.8	178.9	168.4	160.0	157.9
27.5°	2128.3	1943.0	1261.0	549.4	229.5	191.6	166.3	149.5	134.7	128.4	126.3
30°	2151.4	1892.5	1141.0	395.8	193.7	166.3	141.0	122.1	109.5	101.0	101.0
32.5°	2153.5	1848.3	1008.3	282.1	176.8	147.4	120.0	98.9	86.3	82.1	82.1
35°	2155.6	1808.3	861.0	214.7	157.9	126.3	98.9	82.1	73.7	67.4	67.4
37.5°	2161.9	1778.8	726.3	181.0	141.0	107.4	82.1	67.4	58.9	56.8	56.8
40°	2174.6	1738.8	585.2	160.0	122.1	90.5	69.5	56.8	48.4	46.3	44.2
42.5°	2208.2	1728.3	467.3	143.1	109.5	75.8	56.8	46.3	40.0	35.8	33.7
45°	2347.2	1755.7	362.1	132.6	92.6	63.2	48.4	37.9	29.5	27.4	25.3
47.5°	2574.5	1846.2	286.3	117.9	77.9	52.6	40.0	29.5	23.2	21.1	18.9
50°	2919.8	2052.5	233.7	105.3	65.3	44.2	31.6	23.2	16.8	14.7	14.7
52.5°	3372.4	2330.3	202.1	92.6	52.6	37.9	25.3	16.8	12.6	10.5	10.5
55°	3835.5	2658.7	189.5	80.0	44.2	31.6	18.9	12.6	8.4	6.3	6.3
57.5°	4260.7	2871.4	183.1	65.3	37.9	23.2	14.7	8.4	4.2	2.1	2.1
60°	4526.0	3027.1	164.2	52.6	29.5	18.9	10.5	4.2	2.1	0.0	0.0
62.5°	4875.4	3185.0	134.7	40.0	21.1	12.6	6.3	2.1	0.0	0.0	0.0
65°	5336.4	3361.8	105.3	31.6	16.8	8.4	4.2	2.1	0.0	0.0	0.0
67.5°	5557.5	3269.2	71.6	23.2	10.5	4.2	2.1	0.0	0.0	0.0	0.0
70°	5115.4	2753.5	50.5	16.8	6.3	2.1	2.1	0.0	0.0	0.0	0.0
72.5°	4300.7	2157.7	37.9	10.5	4.2	2.1	0.0	0.0	0.0	0.0	0.0
75°	3170.3	1349.4	29.5	8.4	4.2	0.0	0.0	0.0	0.0	0.0	0.0
77.5°	1682.0	503.1	21.1	6.3	2.1	0.0	0.0	0.0	0.0	0.0	0.0
80°	496.8	147.4	14.7	4.2	2.1	0.0	0.0	0.0	0.0	0.0	0.0
82.5°	164.2	44.2	8.4	4.2	2.1	0.0	0.0	0.0	0.0	0.0	0.0
85°	84.2	16.8	4.2	4.2	2.1	0.0	0.0	0.0	0.0	0.0	0.0
87.5°	48.4	6.3	4.2	4.2	2.1	0.0	0.0	0.0	0.0	0.0	0.0
90°	0.0	0.0	0.0	0.0	0.0	0.0	0.0	0.0	0.0	0.0	0.0

(END OF REPORT)